

Using the *Oxford Essential Dictionary* for introducing new vocabulary

Level	Elementary
Approx. total time	35 mins
Aim	To improve students' skill at using a dictionary to learn new vocabulary.
Materials	Photocopies of the worksheet; <i>Oxford Essential Dictionary</i>

This is a natural starting point for encouraging your students to use dictionaries, since it is when they meet an unfamiliar word that they most readily recognize the need for help from an outside source. In class they may be content to rely on you for explanations, but when you are not there, the dictionary may be their only source of help. Acquiring the skills for finding things out independently is an essential part of language learning, and practising them can easily be done by incorporating the dictionary into many of the activities that you would do as pre-reading, pre-listening or text-based tasks.

Preparation

Make one copy of the worksheet for each student.

Students will need to be able to look at a copy of the *Oxford Essential Dictionary*. You may want to revise vocabulary for rooms in the house and items in the rooms before this lesson. You can use study page P10 in the *Oxford Essential Dictionary* for this.

Procedure

- A** Give out copies of the worksheet to your students. Ask them to complete **Activity 1** by writing the words in the correct room of the house. (NB **lamp** could be in either bedroom or living room.)

Activity length: 15 minutes

Answers: Bedroom – bed, chest of drawers, rug, lamp, wardrobe

Bathroom – bath, shower, washbasin, toilet

Living room – armchair, sofa, lamp, coffee table

Kitchen – cooker, dishwasher, sink, freezer

For **Activities 2** and **3**, they need to use the main part of the dictionary.

- B** The crossword can be solved using the information in the illustration and the note at **house**.

Activity length: 15 minutes

Answers: Across – 1 a *block* of flats 2 chimney 3 drainpipe 4 cottage

Down – 1 bungalow

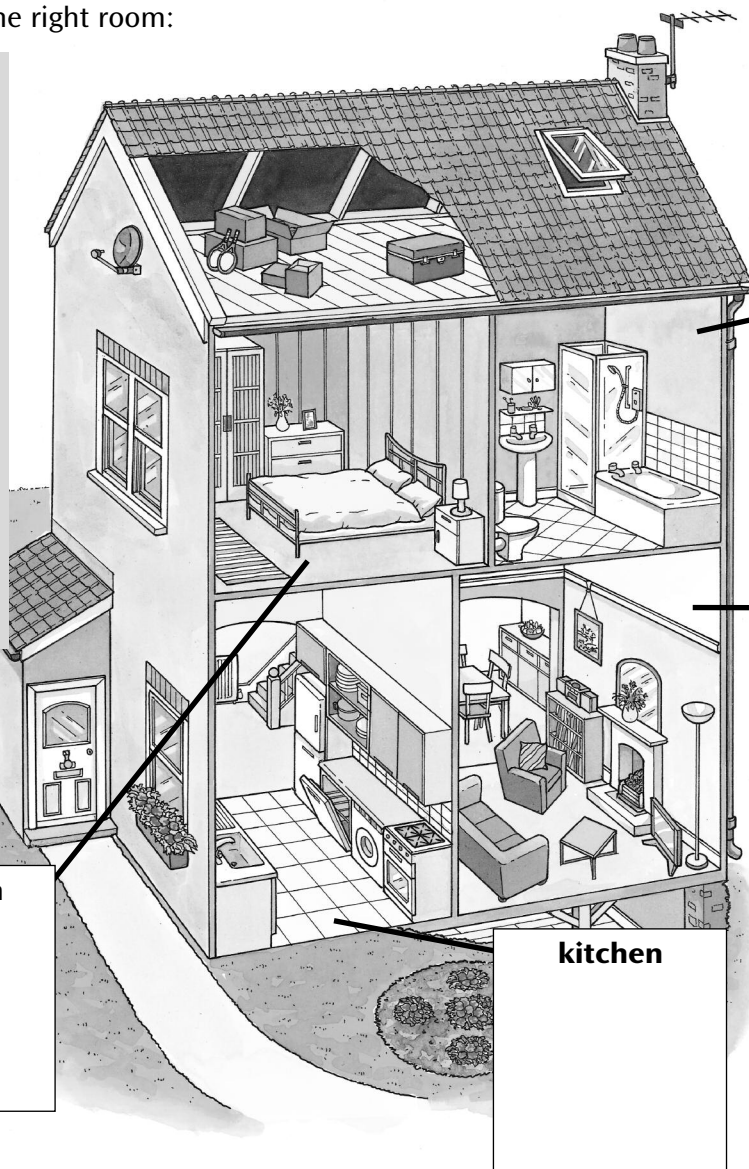
- C** If they follow up the cross-reference from **cottage** to **path**, they will find the illustration of a cottage.

Activity length: 5 minutes

Introducing new vocabulary

1 Write the words in the right room:

bath
bed
cooker
armchair
shower
chest of drawers
dishwasher
sofa
sink
rug
toilet
lamp
washbasin
coffee table
wardrobe
freezer




bathroom

living room

bedroom

kitchen



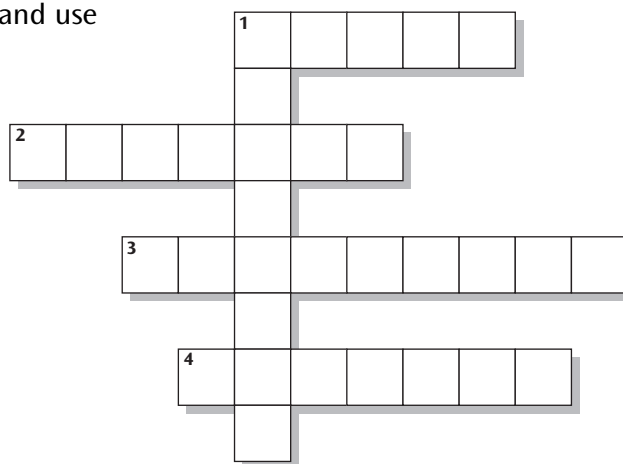
2 Now look up the word **house** in your dictionary and use the information to help you do this crossword:

ACROSS

- 1 a tall building where lots of people live is called a _____ of flats
2 the smoke comes out here
3 the water runs away here
4 a small house

DOWN

- 1 a house with only one floor



3 Where in your dictionary can you see a picture of a **cottage**? _____